



**SPORT
COURT**

MODULAR SPORTS FLOORING CARE AND MAINTENANCE TIPS FOR RESPONSE HIGH-GLOSS AND MAPLE SELECT FLOORS

Congratulations on your purchase of a genuine Sport Court® performance surface!

Sport Court sports floors are designed to require a minimum of care and maintenance, and if you follow the recommended guidelines, your floor will give you years of trouble-free performance. Please refer to the **Sport Court** Indoor Modular Care and Maintenance Guide for detailed maintenance and cleaning procedures, schedules, and products that will keep your floor looking good and playing well, but keep in mind that traffic/usage, hours of operation and type of activities will dictate the required frequency of cleaning and maintenance.


Failure to properly maintain your Sport Court floor may nullify your warranty coverage. If you have any questions, contact your Sport Court Dealer or the Technical Services Dept. at 1-800-421-8112.

DAILY MAINTENANCE




MATTING

Be sure to vacuum mats daily at all entrances. Overloaded mats cannot trap soil and prevent it from entering the building.



DAMP MOP SPILLS

Damp mop spills as they occur using approved daily cleaner (diluted 3 oz. per gallon of water.)


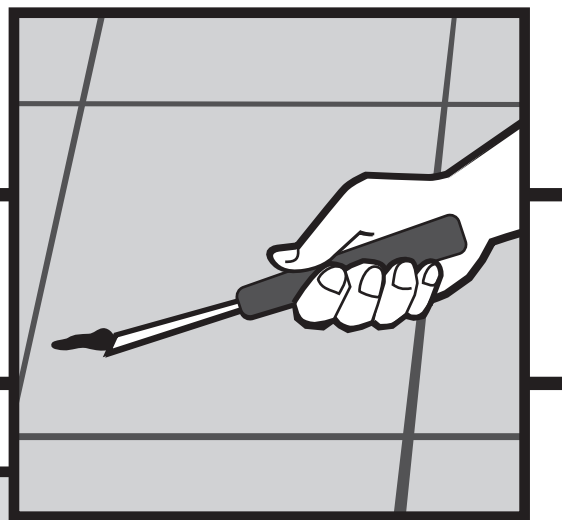


PRETREATED MOP OR COURTCLEAN™

Use treated towels around a dust mop or CourtClean with treated towels.


WEEKLY MAINTENANCE

Carefully remove gum, tape and labels with a putty knife and gum remover.




PRETREATED MOP OR COURTCLEAN™

Prior to auto-scrubbing or damp mopping, clean the floor using pre-treated towels around a dust mop or CourtClean pre-treated with an approved product.



AUTO SCRUB—Low RPM

Auto-scrub weekly using approved daily cleaner (diluted 2 oz. per gallon of water) and red pads. During severe weather months more frequent cleaning may be necessary. Be sure to avoid saturating the floor with cleaner solution.



DAMP MOP

For facilities not equipped with an auto scrubber, damp mop weekly using approved daily cleaner (diluted 3 oz. per gallon of water.) During severe weather months more frequent cleaning may be necessary. Be sure to avoid saturating the floor with cleaner solution.

General Care

- Place permanent walk-off mats at all thresholds to catch damaging grit and dirt before it is tracked on to your floor.
- Shake out mats daily; vacuum weekly or more often as traffic dictates.
- Where possible, avoid allowing players to use 'outdoor shoes' on your floor.

Maintenance and Cleaning Schedule

Conduct Initial Cleaning & Protection – Immediately after installation and striping

Routine Care – Daily and weekly maintenance

Deep Cleaning – Once each year, depending on usage

Static Electricity – Add fabric softeners or an anti-static additive to your cleaning solution when you damp mop or auto-scrub your floor

★★Field Maintenance Coating★★ – Every three years.
To maintain your warranty coverage, field coating must be applied every three years by an authorized Sport Court representative.

Sources of Chemicals and Supplies acceptable with Response HG flooring:

Moriah LLC
www.moriahllc.com
Office: (704) 926-4072

Daily Cleaners / Neutral pH cleaners:
• Scrub and Shine™

Maintenance Finish:
• Recover 2™

Dust Mop Treatment:
• Dust Magnet™

Hillyard
www.hillyard.com
Toll Free: (800) 365-1555

Daily Cleaners / Neutral pH cleaners:
• Top Clean

Maintenance Finish:
• Top Shape

Dust Mop Treatment:
• Super Hil-Tone

For questions call Sport Court International
1-800-421-8112 • www.sportcourt.com

* A new or freshly laundered dust mop should be treated with 2 oz. of approved product for every foot of mop head 12 hours before its initial use.

** To re-treat a dust mop use 1 oz. of approved product per foot of mop head.